

# Lab Safety

## Safety First

Science is \_\_\_\_\_ laboratory class.

You will be doing many laboratory \_\_\_\_\_, which require the use of \_\_\_\_\_ chemicals and expensive lab equipment.

Safety in the science classroom is the \_\_\_\_\_ priority.

To ensure a \_\_\_\_\_ science classroom, a list of rules has been developed and provided to you in your student safety \_\_\_\_\_.

These rules must be followed at \_\_\_\_\_ times.

A signed lab safety contract is \_\_\_\_\_ to participate in labs.

Be Responsible at All Times. \_\_\_\_\_ horseplay, practical \_\_\_\_\_, pranks, etc.

Follow all \_\_\_\_\_ carefully.

Do not play with lab equipment until \_\_\_\_\_ to do so.


Food, drink, and gum are \_\_\_\_\_ allowed in the science classroom.

Keep the science room \_\_\_\_\_ and organized.

Notify the teacher \_\_\_\_\_ of any accidents or unsafe condition in the science classroom!


Wash your hands with soap and water \_\_\_\_\_ experiments.

## Safety Symbols



Wear safety \_\_\_\_\_ when working with chemicals, flames, or heating devices.


If a chemical gets in your eye, \_\_\_\_\_ in water for 15 minutes and notify the teacher.



When using knives or other sharp objects always walk with the \_\_\_\_\_ facing down.

Cut \_\_\_\_\_ from fingers and body.


Safety Symbols



Do not place a cord where someone can \_\_\_\_\_ over it.

\_\_\_\_\_ use electricity around water.


Unplug all equipment \_\_\_\_\_ leaving the room.



Only handle living organisms with \_\_\_\_\_ permission.

Always \_\_\_\_\_ living organisms humanely.

Wash your hands \_\_\_\_\_ handling animals.




Tie back hair and loose clothes when working with \_\_\_\_\_ flames.

Never \_\_\_\_\_ into a container as you are heating it.

Heated metal and glass looks cool, use tongs or gloves \_\_\_\_\_ handling.

\_\_\_\_\_ leave a heat source unattended.



Read all labels \_\_\_\_\_ before removing a chemical from the container.

Never touch, taste, or smell a chemical \_\_\_\_\_ instructed by the teacher.

Transfer chemicals carefully!



If a chemical spills on your skin, notify the teacher and rinse with water for 15 minutes.

Carry glassware carefully.



Do \_\_\_\_\_ eat any plants in lab.

Wash your hands \_\_\_\_\_ handling plants.

Safety Equipment

Eye Wash and Shower- Located in the \_\_\_\_\_ corner of each lab.

Emergency Gas Shut off- Located in front and back of \_\_\_\_\_ lab.

Fire Extinguisher - Located in \_\_\_\_\_ of each lab

To operate the fire extinguisher remember \_\_\_\_\_

P- \_\_\_\_\_ the Pin

A- \_\_\_\_\_ the hose at the base of the fire from 5-6 feet away.

S- \_\_\_\_\_ the handle.

S- \_\_\_\_\_ the hose back and forth across the fire.